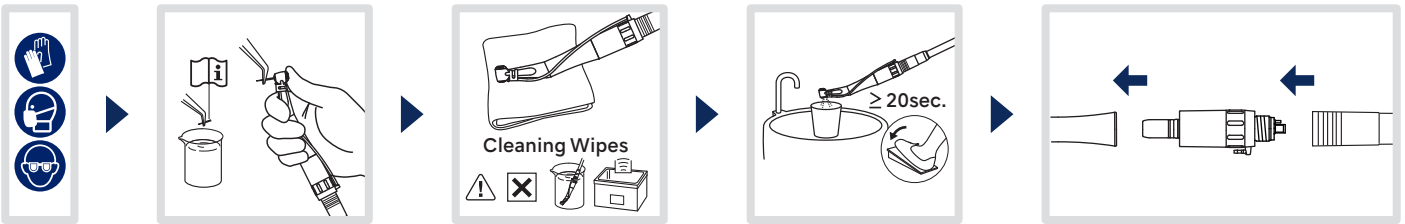
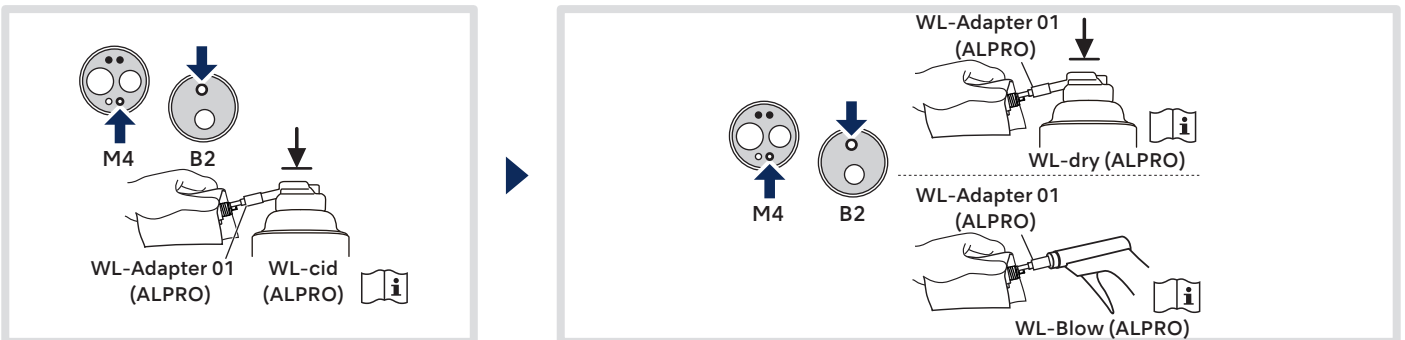

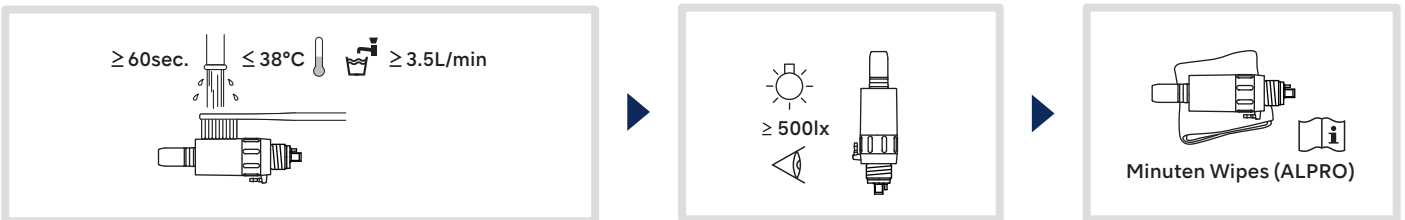


1 Preparation

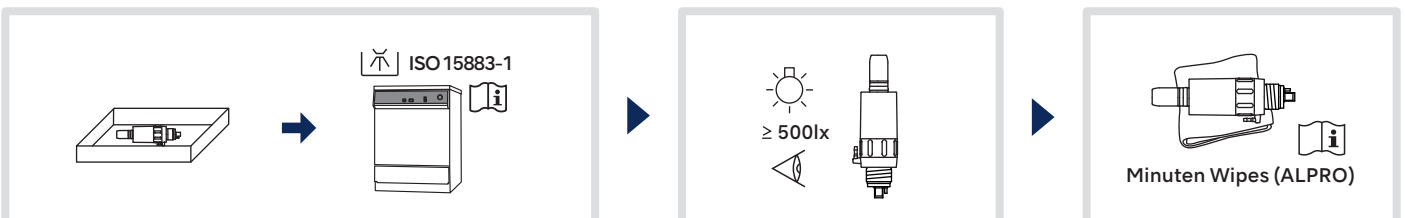


2 Cleaning, Disinfection and Drying

Manual

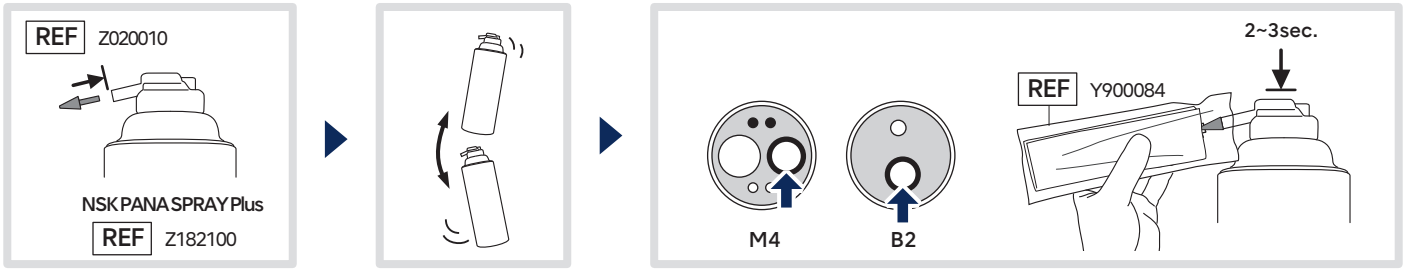


Automated



- ⚠ • Automated cleaning can only be performed on the FX205m / S-Max M205.
- After cleaning remove any remaining moisture using a dry cloth or compressed air ensuring it is dry internally and externally.
- Cover the product with a cloth when drying with compressed air to prevent water aerosol from being produced.
- Use a nationally approved disinfectant with proven bactericidal, fungicidal, and virucidal properties.

3 Lubrication



4 Packaging, Sterilizing and Drying

Use a sterilization pouch that conforms to ISO 11607-1. Seal the pouch. Maximum temperature for NSK instruments is 135°C.

Type	Class N	Class B
Temperature	132°C	134°C
Full Cycle Time	≥15min	3-18min
Drying Time	≥30min	≥30min

Perform steam sterilization using the conditions above. Use a steam sterilizer to perform sterilization.

CAUTION

Steam sterilization

Plasma

EO

5 Storage

