



ORAL HYGIENE

# Varios Combi Pro



## Two Maintenance Systems in One

Combining ultrasonic scaling and powder therapy for more effective and comfortable oral hygiene and biofilm control.



**Innovative New Design Enables Clinicians to Safely and Efficiently Combine Two Applications**

### Two Systems in One

NSK has combined ultrasonic treatment and powder therapy into a single professional treatment unit that streamlines procedures and saves time and space.

### Automatically Sets Powder Therapy Functions for Supragingival or Subgingival Applications

The clinician simply attaches the relevant powder chamber, and the unit automatically selects the functions for supragingival or subgingival applications. This prevents selection errors.

### Independent Unit and Chamber

The detachable chamber and handpiece make it possible to easily switch between supragingival and subgingival applications and make the unit extremely user and maintenance friendly.


### Keeps Both Powder Types Separate

Separate chambers, handpieces, and handpiece hoses for supragingival and subgingival procedures eliminate the risk of powder mixing or powder entering the control unit.

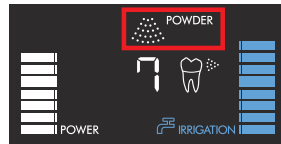
## Optimizing Manoeuvrability

### Automatic Switching from Ultrasonic to Powder Function

An automatic recognition sensor switches from ultrasonic to powder function when a handpiece is picked up from the holder.



<During Ultrasonic function>

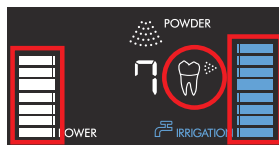


<During Powder function>

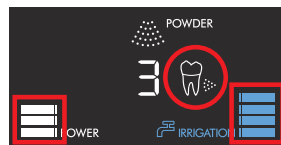
### Store Previous Settings

The system memory can store such treatment parameters as water volume, air pressure and ultrasonic power settings. Simply pick up the handpiece to switch settings.

\*For powder functions, settings change when replacing the chamber.



<When using Supragingival>



<When using Subgingival>

### Auto-cleaning function

Auto-cleaning automatically cleans the handpiece and hose after powder or ultrasonic applications. During the cleaning cycle, the display shows the time remaining to complete the process which takes approximately 45 seconds from start to finish.



### Multi-Foot Control

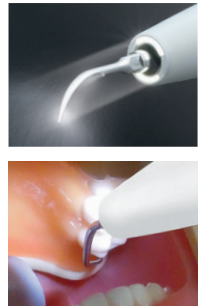
Just using the foot the user can switch ultrasonic or powder modes on or off and change power settings. Combined with a hanger, this offers complete hands-free operations.



## ULTRASONIC

### A Slim Highly-ergonomic LED Handpiece

The ø9.5 mm slim tip of the Varios LUX handpiece makes it easy to operate throughout the entire oral cavity. The slim handpiece facilitates a smooth approach to difficult to access areas such as the molars. This provides freedom of movement in the oral cavity allowing the tip to be applied at the correct angle. The easy to grip ultra-light handpiece reduces strain on the hands and fingers. With a wide spectrum of close to natural light LED illumination, the view is always bright with high recognition capability.



### A wide choice of tips

NSK offers more than 80 tips to optimize treatment in various clinical procedures.

## iPiezo engine®

### The Unique Ultrasonic AI engine Responds Intelligently

"I'd like to be better at scaling", "I'd like an easier way to remove deposits"

We carefully considered the opinions of clinicians in the development of our unique next-generation AI ultrasonic engine which is at the heart of the NSK ultrasonic series. The actions of the operator are transmitted accurately to the tip, as if it were an extension of the hand. This allows treatment to match tooth surface conditions. The result is faster and gentler treatment for patients and at the same time eco friendly as it operates efficiently with low power consumption.

### Feedback Function

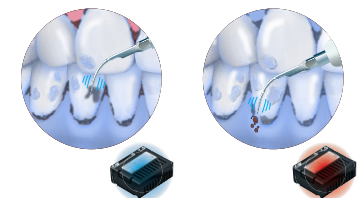
The NSK iPiezo engine supplies the appropriate power to the tip depending on the condition of the tooth surface. iPiezo engine provides a stable frequency output without dropping the power, even when removing hard calculus.

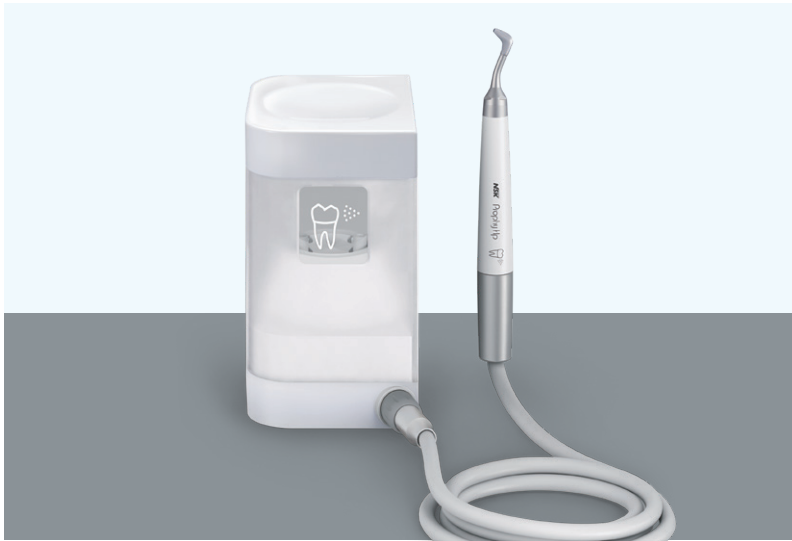
### Auto Tuning Function

The Auto Tuning Function provides stable frequency to the tip at the selected power range. It allows the operator to feel the power output which ensures the optimum result.

### Allows for Steady Scaling

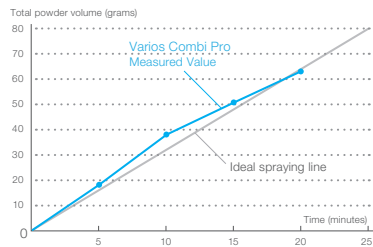
Conventional ultrasonic scalers lose power when moving from soft to hard tartar. The load on the end of the tip is automatically detected by the action of the iPiezo engine allowing for steady scaling without power-loss.






## POWDER PROPHY-SYSTEM

Powder Therapy to Clean Supragingival Areas Efficiently and Quickly



### Stable powder spraying

NSK's expertise in fluid analysis techniques, gained through developing turbines, optimize powder flows inside the chamber, streamlining sprays of powder, water and air to significantly shorten chair times.



### User-friendly handpiece and nozzle

The slim handpiece provides excellent accessibility and manoeuvrability




### Fast and effective therapy

Clinicians can clean teeth quickly with NSK's FLASH pearl powder. NSK FLASH pearl consists of fine spherical shaped calcium-based particles which remove stains and plaque.



## POWDER PERIO-SYSTEM

The Powder Spray Gently Cleans Subgingival Areas



### Gentle on soft tissue

Separating powder and water during application prevents periodontal damage. Powder flow is directed in all directions to remove subgingival plaque.



### Safe plastic nozzle

Because the nozzle tip is flexible, it can follow tooth contours and is easy to insert into pockets thereby minimizing patient discomfort. The material is semi-transparent to help with visibility. The nozzle tips are sterile and individually packaged so they are ready to use.

### Wide range of applications

Applications range from quick biofilm removal to cleaning around dental implants and periodontal pockets. With the nozzle tip removed, clinicians can remove plaque from subgingival pockets of up to 3 mm.

# Varios Combi Pro



## Varios Combi Pro Basic Set

MODEL	ORDER CODE
<b>Varios Combi Pro Basic Set</b>	<b>Y1002843</b>

### Contents

- PROPHY-Handpiece with 60° Nozzle
- PROPHY-Hose
- PROPHY-CHAMBER
- FLASH pearl (5 pcs. x 15 g sachets)
- Maintenance kit
- VA2LUX-Handpiece
- VA2LUX-Hose
- 3 Scaling tips
- Sterilization case
- Irrigation bottle (400 mL)
- Foot control

### Specifications

- Power Supply : AC 100-240 V 50/60 Hz
- Frequency : 28-32 kHz
- Dimensions : W 225 x D 290 x H 162 mm (including chamber)
- Unit weight : 2,6 kg (Except attachment)
- Bottle volume : 400 mL

## OPTION



MODEL	ORDER CODE
<b>Varios Combi Pro Perio Set</b>	<b>Y1003042</b>

### Contents

- PERIO-CHAMBER
- PERIO-Hose
- PERIO-Handpiece
- Perio Mate Nozzle tip
- Perio Mate Nozzle tip remover
- Perio Mate powder

## The Smart Compact Design Provides High-performance

### Large LED Display

The large LED display has a 10 stage numeric power display and bar graph to show the irrigation volume. Beyond this, intuitive layout of operating keys minimize user errors. Power adjustment and function selection can be performed easily and reliably.



### Large Solution Bottles

The two bottles can be placed and removed easily and can be used for any type of irrigation to complement treatment. Large 400 mL bottles deliver ample irrigation capacity and reduced chair time. Repeated tests of our components and material studies ensure high durability even when used extensively with antiseptic irrigation solutions.



### Improved Durability Against Antiseptic Solutions

The introduction of the resin based water pipe of the bottle, pump and handpiece, assures dramatically improved durability as it substantially reduces the corrosion and rust caused by the residuum of antiseptic solutions.



### Auto Cleaning Mode

The Auto Cleaning Mode flushes the tubing, handpiece and tips at the push of a button when required. The two channels can be flushed independently.



# Varios 970



### Varios 970 Complete Sets

Optic	MODEL	ORDER CODE
●	VA970 LUX (230V)	Y1001168
—	VA970 (230V)	Y1001175
●	VA970 LUX (120V)	Y1001166
—	VA970 (120V)	Y1001174

### Contents

- Control unit • Handpiece • Handpiece cord • 3 Scaling tips (G4, G8, G16) • Foot control (FC-70)
- 2 x Irrigation bottles • 3 x Tip wrench with torque limiter • AC power cord • Sterilization case

### Specifications

- |   |  |
|---|--|
| • Power Supply : AC 120 or 230 V 50/60 Hz | • Dimensions : W 160 x D 270 x H 190 mm (Including Bottle) |
| • Frequency : 28-32 kHz                   | • Unit weight : 2.1 kg (Except attachment)                 |
| • Max. output : 11 W (G mode)             | • Bottle volume : 400 mL (x 2 bottles)                     |

# Varios 370

## Compact Multipurpose Control Unit at Your Fingertips

Varios 370 has been especially developed to offer a compact, portable control unit allowing easy installation into any dental unit. It is simple to operate and suitable for a variety of clinical procedures.




### Advantages

- Powered by iPiezo engine
- Potable ultra compact body
- Simple and intuitive operation control panel

## Varios 370 Units Installation Examples



On the dental console arm with Stand (optional).



On/Under the dental bracket table with Control Unit Holder



## Varios 370 Complete Set

Optic	MODEL	ORDER CODE
●	VA370 LUX (120V)	Y1001956
●	VA370 LUX (230V)	Y1001343
—	VA370 (120V)	Y1001958
—	VA370 (230V)	Y1001340

### Contents

- Control unit with handpiece cord
- Control unit holder
- AC adaptor
- Handpiece
- Handpiece holder
- Water filter set
- Foot control (FC-71)
- 3 Scaling tips
- Tip wrench with torque limiter

### Specifications

- Power Supply : AC 100-240 V 50/60 Hz
- Frequency : 28-32 kHz
- Max. output : 11 W (G mode)
- Dimensions : W 80 x D 115 x H 32 mm (without knob and cord)
- Unit weight : 0.43 kg (without attachment)


# Varios 170

## Integrated Multi Function Ultrasonic Scaler

Varios 170 is the world's smallest built-in optic control module.

It features the NSK iPiezo engine which ensures stable power output all the times.

The slimmer and extremely lightweight handpiece with twin LED is easily added to the existing handpiece delivery unit and is controlled via the existing foot control.



### Sterilization Case

The handpiece, tips and tip wrenches can be sterilized together for your convenience.



## Varios 170 Complete Sets

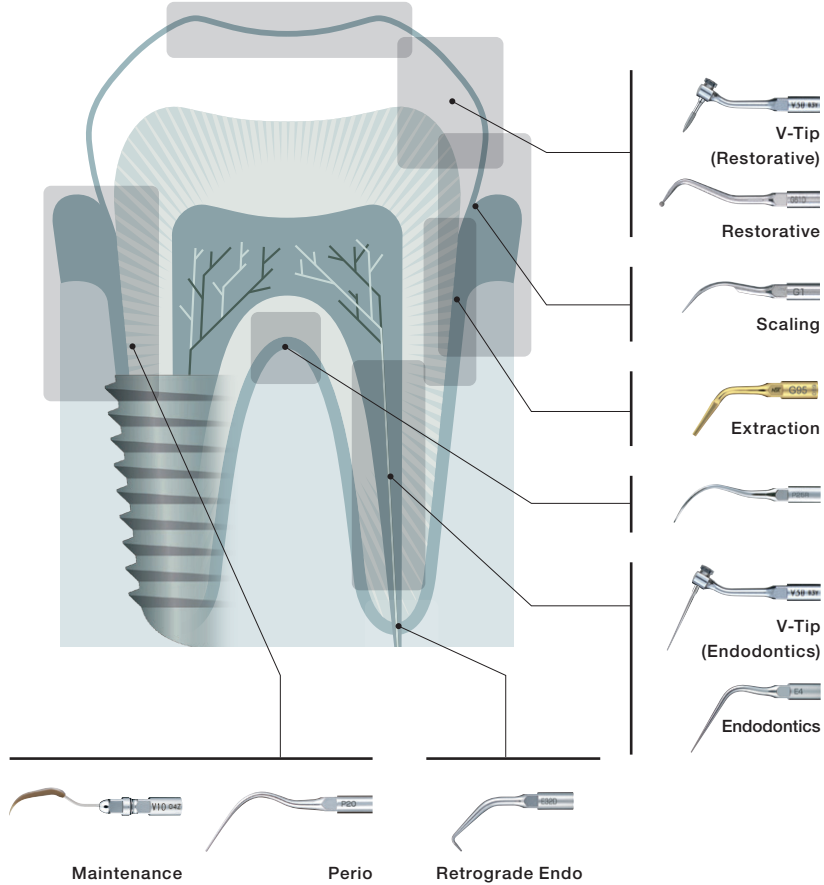
Optic	MODEL	ORDER CODE	CONTENTS
●	VA170LUXS1	Y1001351	• Built in module
—	VA170S1	Y1001352	• Handpiece
●	VA170LUXS2	Y1001441	• Handpiece cord
—	VA170S2	Y1001442	• 3 Scaling tips (G4, G6, G8)
●	VA170LUX NAS	Y1001916	• 3 x Tip replacement wrench with torque limiter
—	VA170 NAS	Y1001898	• Sterilization case
●	VA170LUX NAS	Y1001916	• Built in module
—	VA170 NAS	Y1001898	• Handpiece
—	VA170 NAS	Y1001898	• Handpiece cord
—	VA170 NAS	Y1001898	• 3 Scaling tips (G2, G4, G6)
—	VA170 NAS	Y1001898	• 1 x Tip replacement wrench with torque limiter

### Specifications

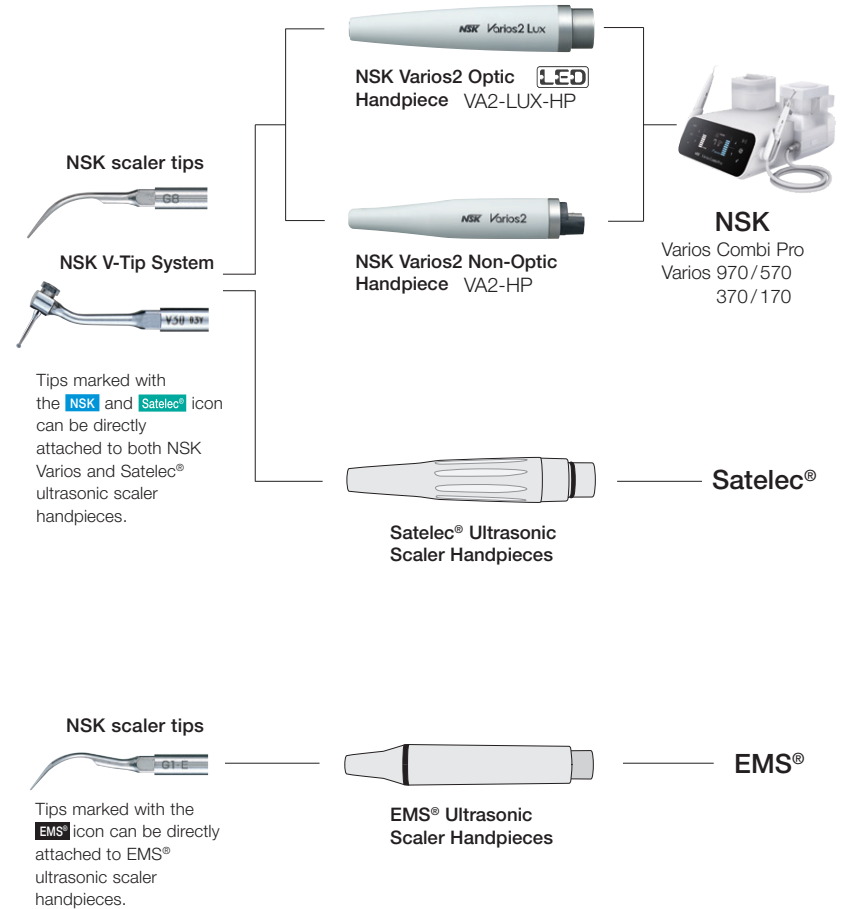
- Power Supply : AC 24 V ±10%
- Frequency : 28-32 kHz
- Max. output : 11 W
- Dimensions : W 63 x D 54 x H 26 mm
- Module weight : 59 g

# Ultrasonic Scaler Tips

NSK Offers a Wide Choice of Varios Ultrasonic Scaler Tips for Clinical Applications.



NSK tips fit Varios2 ultrasonic scaler handpieces as well as Satelec® ultrasonic scaler handpieces. NSK make a number of tips which will fit on EMS® ultrasonic scaler handpieces. The following is a guide to illustrate all NSK Varios tips, their applications and connectivity.





Scaling

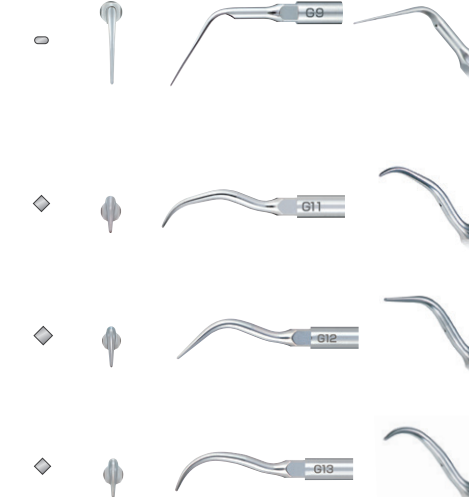
Cross Section Diagram



MODEL	ORDER CODE
<b>NSK Satelec®</b> G1	Z217101
<b>EMS®</b> G1-E	Z291101
<b>Scaling G1 Pack Contents G1 6pcs</b>	
MODEL	ORDER CODE
<b>NSK Satelec®</b> G2	Z217102
<b>EMS®</b> G2-E	Z291102
MODEL	ORDER CODE
<b>NSK Satelec®</b> G3	Z217103
<b>EMS®</b> G3-E	Z291103
MODEL	ORDER CODE
<b>NSK Satelec®</b> G4	Z217104
<b>EMS®</b> G4-E	Z291104
<b>Scaling G4 Pack Contents G4 6pcs</b>	
MODEL	ORDER CODE
<b>NSK Satelec®</b> G5	Z217105
MODEL	ORDER CODE
<b>NSK Satelec®</b> G6	Z217106
<b>EMS®</b> G6-E	Z291106
<b>Scaling G6 Pack Contents G6 6pcs</b>	
MODEL	ORDER CODE
<b>NSK Satelec®</b> G8	Z217108
<b>Scaling G8 Pack Contents G8 6pcs</b>	

Scaling

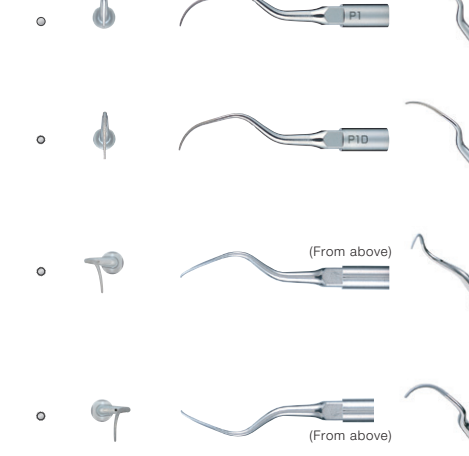
Cross Section Diagram



MODEL	ORDER CODE
<b>NSK Satelec®</b> G9	Z217109
<b>Scaling G9 Pack Contents G9 6pcs</b>	
MODEL	ORDER CODE
<b>NSK Satelec®</b> G11	Z217411
MODEL	ORDER CODE
<b>NSK Satelec®</b> G12	Z217412
MODEL	ORDER CODE
<b>NSK Satelec®</b> G13	Z217413

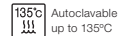
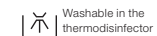
Perio (Root Planing)

Cross Section Diagram





MODEL	ORDER CODE
<b>NSK Satelec®</b> P1	Z217404
MODEL	ORDER CODE
<b>NSK Satelec®</b> P1D	Z217405
• Diamond coated	
MODEL	ORDER CODE
<b>NSK Satelec®</b> P2D	Z217402
• Diamond coated • Right curved type	
MODEL	ORDER CODE
<b>NSK Satelec®</b> P3D	Z217403
• Diamond coated • Left curved type	

\* Cross section diagram is the image of a point 1 mm from the end. The illustrated tip diagram is three times bigger than the actual size.



Perio (Root Planing)

Cross Section Diagram






MODEL	ORDER CODE
<b>NSK Satelec®</b> P10	<b>Z217410</b>

- Sharp edge

---

Cross Section Diagram






MODEL	ORDER CODE
<b>NSK Satelec®</b> P11R	<b>Z217408</b>

- Sharp edge • Right curved type

---

Cross Section Diagram






MODEL	ORDER CODE
<b>NSK Satelec®</b> P11L	<b>Z217409</b>

- Sharp edge • Left curved type

---



Cross Section Diagram

MODEL	ORDER CODE
<b>NSK Satelec®</b> P20	<b>Z217420</b>
<b>EMS®</b> P20-E	<b>Z291420</b>

---

Cross Section Diagram


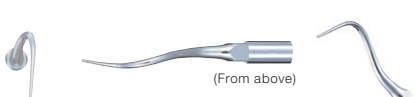



MODEL	ORDER CODE
<b>NSK Satelec®</b> P21R	<b>Z217422</b>
<b>EMS®</b> P21R-E	<b>Z291422</b>

- Right curved type

---

Cross Section Diagram

MODEL	ORDER CODE
<b>NSK Satelec®</b> P21L	<b>Z217421</b>
<b>EMS®</b> P21L-E	<b>Z291421</b>

- Left curved type

Perio (Root Planing)

Cross Section Diagram




MODEL	ORDER CODE
<b>NSK Satelec®</b> P25R	<b>Z217424</b>
<b>EMS®</b> P25R-E	<b>Z291424</b>

- Right curved type

---

Cross Section Diagram




MODEL	ORDER CODE
<b>NSK Satelec®</b> P25L	<b>Z217425</b>
<b>EMS®</b> P25L-E	<b>Z291425</b>

- Left curved type

---

Cross Section Diagram




MODEL	ORDER CODE
<b>NSK Satelec®</b> P26R	<b>Z217426</b>

- Right curved type

---

Cross Section Diagram




MODEL	ORDER CODE
<b>NSK Satelec®</b> P26L	<b>Z217427</b>

- Left curved type

Perio (Irrigation and Cleaning)

Cross Section Diagram




MODEL	ORDER CODE
<b>NSK Satelec®</b> P40	<b>Z217550</b>

- Tip diameter ø0.6 mm

---

Cross Section Diagram




MODEL	ORDER CODE
<b>NSK Satelec®</b> P41	<b>Z217555</b>

- Tip diameter ø0.8 mm

**Maintenance (V-Tip)**  
**Perio-Control**



MODEL	ORDER CODE
<b>V10</b>	<b>Z217041</b>

- Includes E-Tip replacement wrench
- Plastic Tip is not included

For the maintenance of prostheses and implants. Produced from special material to allow safe debridement without causing damage to metals and implants.

Cross Section Diagram



MODEL	ORDER CODE
<b>V-P10</b>	<b>Y900184</b>

- Pack of 3
- V10 holder is not included

V-P12 is a longer version of the popular V-P10 tip. It serves a wide range of applications, including the maintenance of implants and other prosthetic devices. Its shape offers easy access to all treatment areas.



MODEL	ORDER CODE
<b>V-P12</b>	<b>Y1002167</b>

- Pack of 3
- V10 holder is not included



V-P10



V-P12



V-P11R



V-P26R

**Maintenance (V-Tip)**

V-P11R/L left and right are double bent tips. This tip is extra long to easily access difficult to reach areas and to avoid interference with neighbouring teeth or contours. Its shape was designed to best fit different tooth morphologies, making this a versatile tip for a wide range of uses from anterior teeth to premolars.

Cross Section Diagram



MODEL	ORDER CODE
<b>V-P11R</b>	<b>Y1002165</b>

- Right curved type • Pack of 3
- V10 holder is not included



MODEL	ORDER CODE
<b>V-P11L</b>	<b>Y1002166</b>

- Left curved type • Pack of 3
- V10 holder is not included

V-P26R/L is a double-bent tips. The wide angles offer access to areas that cannot be reached with V-P11R/L tips or other conventional instruments. These tips are ideally suited to access the distal surfaces of molars and corner areas as, the end of the tip fits tooth morphology very closely.



MODEL	ORDER CODE
<b>V-P26R</b>	<b>Y1002168</b>

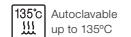
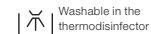
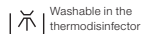
- Right curved type • Pack of 3
- V10 holder is not included



MODEL	ORDER CODE
<b>V-P26L</b>	<b>Y1002169</b>

- Left curved type • Pack of 3
- V10 holder is not included

\* Cross section diagram is the image of a point 1 mm from the end. The illustrated tip diagram is three times bigger than the actual size.



Endodontics

Cross Section Diagram				MODEL	ORDER CODE
				<b>NSK</b> <b>Satelec</b>	<b>E4</b> <b>Z217428</b>
					• For root canal cleaning
				MODEL	ORDER CODE
				<b>NSK</b> <b>Satelec</b>	<b>E4D</b> <b>Z217528</b>
					• Diamond coated • For root canal enlargement
			MODEL	ORDER CODE	
			<b>NSK</b> <b>Satelec</b>	<b>E5</b> <b>Z217305</b>	
				• Water not required • For lateral condensation	
			MODEL	ORDER CODE	
			<b>NSK</b> <b>Satelec</b>	<b>E6</b> <b>Z217306</b>	
				• Water not required • For lateral condensation	
			MODEL	ORDER CODE	
			<b>NSK</b> <b>Satelec</b>	<b>E7</b> <b>Z217307</b>	
				• Water not required • For removal of filling and foreign material	
			MODEL	ORDER CODE	
			<b>NSK</b> <b>Satelec</b>	<b>E7D</b> <b>Z217317</b>	
				• Diamond coated • For enlargement of root canal wall	

Endodontics

Cross Section Diagram				MODEL	ORDER CODE
				<b>NSK</b> <b>Satelec</b>	<b>E8</b> <b>Z217308</b>
				• Water not required • For removal of filling and foreign material	
			MODEL	ORDER CODE	
			<b>NSK</b> <b>Satelec</b>	<b>E8D</b> <b>Z217318</b>	
				• Diamond coated • For enlargement of root canal wall	
			MODEL	ORDER CODE	
			<b>NSK</b> <b>Satelec</b>	<b>E15D</b> <b>Z217319</b>	
				• Diamond coated • For locating root canals and removal of calcifications	

Endodontics

120° Angle Holder for U files



MODEL	ORDER CODE
<b>E11</b>	<b>Z217031</b>

- For U files (ø0.8 mm)
- For root canal cleaning
- For anterior teeth • File is optional

95° Angle Holder for U files



MODEL	ORDER CODE
<b>E12</b>	<b>Z217032</b>

- For U files (ø0.8 mm)
- For root canal cleaning
- For posterior teeth
- File is optional



MODEL	ORDER CODE
<b>U files 33 mm ISO 15 Y900062</b>	

- ISO 15 • Pack of 6

MODEL	ORDER CODE
<b>U files 33 mm ISO 20 Y900063</b>	

- ISO 20 • Pack of 6

MODEL	ORDER CODE
<b>U files 33 mm ISO 25 Y900064</b>	

- ISO 25 • Pack of 6

MODEL	ORDER CODE
<b>U files 33 mm ISO 30 Y900065</b>	

- ISO 30 • Pack of 6

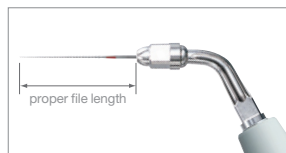
MODEL	ORDER CODE
<b>U files 33 mm ISO 35 Y900066</b>	

- ISO 35 • Pack of 6

Each pack of E11, E12 or V30 includes 1 x E Tip replacement wrench.  
Replacement wrench is not included when ordering other tips.  
Please order the replacement wrench separately in this instance.

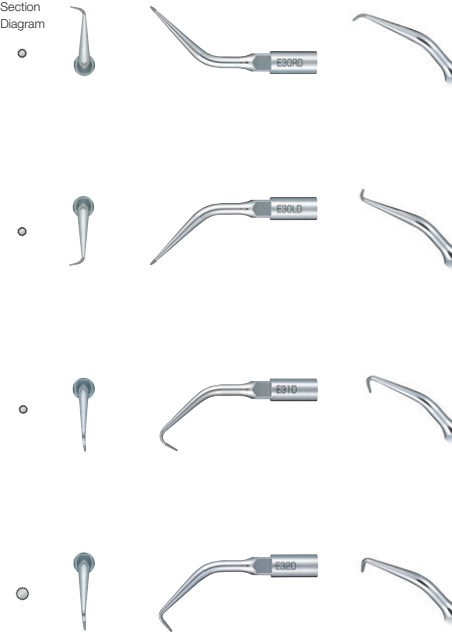
Always refer to this reference chart to ensure correct and accurate proper file length to avoid file breakage.

	#15	#20	#25	#30	#35
E11	22 mm	24.5 mm	22 mm	22 mm	22 mm
E12	22 mm	24.5 mm	24.5 mm	24.5 mm	22 mm



Retrograde Endo

Cross Section Diagram



MODEL	ORDER CODE
<b>E30RD</b>	<b>Z217212</b>

- Diamond coated
- For posterior teeth (right angled)

MODEL	ORDER CODE
<b>E30LD</b>	<b>Z217213</b>

- Diamond coated
- For posterior teeth (left angled)

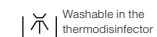
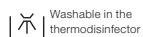
MODEL	ORDER CODE
<b>E31D</b>	<b>Z217210</b>

- Diamond coated
- For anterior and posterior teeth (70°)

MODEL	ORDER CODE
<b>E32D</b>	<b>Z217211</b>

- Diamond coated
- For anterior teeth (90°)

\* Cross section diagram is the image of a point 1 mm from the end. The illustrated tip diagram is three times bigger than the actual size.



**Extraction**

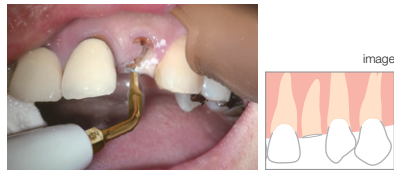
Because the tip and the bilateral edges of the G95 tip are sharp it can be inserted without applying excessive force. Furthermore, because the abrasion of the periodontal ligaments using the tip creates a space between the tooth root surface and alveolar bone, tooth extraction can be conducted without injuring the bone around the root.

**Features**

- Access to a surgical site is improved by thinning the tip apex shape and sharpening both edge flanks.
- Adhesion areas of periodontal membrane can be removed smoothly.
- Tooth removal can be performed smoothly so that patient discomfort can be reduced.
- Approaches from angles hard to reach with hand instruments are also possible.

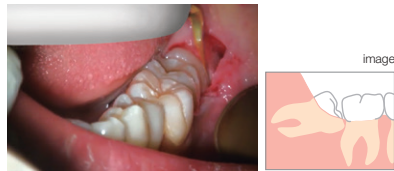
**Root extraction  
(upper left No. 2 tooth removal)**

Tooth extraction is possible without excessively cutting the alveolar bone around the remaining root, retaining the morphology of the alveolar bone.



**Impacted tooth  
(lower left No. 8 tooth removal)**

The use of the tip prior to extraction will mobilise the tooth and make extraction easier.



Be careful not to apply excessive force, as in cases of using elevators.  
Nishikawa-guchi dental clinic



	MODEL	ORDER CODE
<b>NSK</b>	<b>G95</b>	<b>Z217705</b>

- TiN coating • 0.7 mm thick
- A double edge, which is sharp in three directions

**Restorative (For Minimal Intervention)**

	MODEL	ORDER CODE
	<b>G61D</b>	<b>Z217601</b>

- Diamond coated

	MODEL	ORDER CODE
	<b>G62D</b>	<b>Z217602</b>

- Diamond coated

	MODEL	ORDER CODE
	<b>G65D</b>	<b>Z217605</b>

- Diamond coated

	MODEL	ORDER CODE
	<b>G66D</b>	<b>Z217606</b>

- Diamond coated

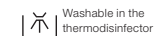

	MODEL	ORDER CODE
	<b>G67D</b>	<b>Z217607</b>

- Diamond coated

	MODEL	ORDER CODE
	<b>G68D</b>	<b>Z217608</b>

- Diamond coated

\* Cross section diagram is the image of a point 1 mm from the end. The illustrated tip diagram is three times bigger than the actual size.



# Varios V-TIP System



NSK Varios V-Tip holder system is innovative, multi-functional and economical. The V-Tip holder is a separate component to the actual cutting tips and can be easily and inexpensively replaced. NSK V-Tip holder system offers the flexibility and expandability to meet the wide requirements for multi-purpose clinical applications.

## Endodontics V-Tip



MODEL	ORDER CODE
<b>V30</b>	<b>Z217030</b>

• Tip is optional

### Restorative

P120-121


- For Minimal Intervention
- For Finishing / Trimming / Polishing
- For Caries Removal



### Endodontics

P119

- For Root Canal Cleaning
- For Root Canal Enlargement



- Ni-Ti Irrigation



**V30**  
120° Angle type



\* In order to reduce the incidence of ledge formation, there is no diamond coating on the end of the tip. (1.0 mm)

• For root canal cleaning 17 mm • Pack of 3

• For root canal cleaning 23 mm • Pack of 3

• For root canal cleaning 26 mm • Pack of 3

• For root canal cleaning 32 mm • Pack of 3

• Diamond coated  
• For root canal enlargement 17 mm • Pack of 3

• Diamond coated  
• For root canal enlargement 23 mm • Pack of 3

• Diamond coated  
• For root canal enlargement 26 mm • Pack of 3

• Diamond coated  
• For root canal enlargement 32 mm • Pack of 3

MODEL	ORDER CODE
<b>V-S50</b>	<b>Y900169</b>

MODEL	ORDER CODE
<b>V-S51</b>	<b>Y900170</b>

MODEL	ORDER CODE
<b>V-S52</b>	<b>Y900171</b>

MODEL	ORDER CODE
<b>V-S53</b>	<b>Y900172</b>

MODEL	ORDER CODE
<b>V-S50D</b>	<b>Y900173</b>

MODEL	ORDER CODE
<b>V-S51D</b>	<b>Y900174</b>

MODEL	ORDER CODE
<b>V-S52D</b>	<b>Y900175</b>

MODEL	ORDER CODE
<b>V-S53D</b>	<b>Y900176</b>

### Maintenance

P110-111

- For Prostheses or Implant Maintenance  
Perio-Control



**V10**  
Straight

Each pack of E11, E12 or V30 includes 1 x E Tip replacement wrench. Replacement wrench is not included when ordering other tips. Please order the replacement wrench separately in this instance.

Restorative (For Minimal Intervention)



MODEL	ORDER CODE
<b>V30</b>	<b>Z217030</b>

- Tip is optional




MODEL	ORDER CODE
<b>V-G70</b>	<b>Y900118</b>

- Diamond coated • Pack of 3



MODEL	ORDER CODE
<b>V-G71</b>	<b>Y900119</b>

- Diamond coated • Pack of 3



MODEL	ORDER CODE
<b>V-G72</b>	<b>Y900120</b>

- Diamond coated • Pack of 3



MODEL	ORDER CODE
<b>V-G75</b>	<b>Y900121</b>

- Diamond coated • Pack of 3



MODEL	ORDER CODE
<b>V-G76</b>	<b>Y900122</b>

- Diamond coated • Pack of 3

Each pack of E11, E12 or V30 includes 1 x E Tip replacement wrench. Replacement wrench is not included when ordering other tips. Please order the replacement wrench separately in this instance.

Restorative (For Finishing / Trimming / Polishing)



MODEL	ORDER CODE
<b>V30</b>	<b>Z217030</b>

- Tip is optional



MODEL	ORDER CODE
<b>V-G77</b>	<b>Y900165</b>

- Diamond coated
- Normal Grade • Pack of 3



MODEL	ORDER CODE
<b>V-G78</b>	<b>Y900166</b>

- Diamond coated
- Fine Grade • Pack of 3



MODEL	ORDER CODE
<b>V-G79</b>	<b>Y900167</b>

- Diamond coated
- Super Fine Grade • Pack of 3

Restorative (For Caries Removal)



MODEL	ORDER CODE
<b>V30</b>	<b>Z217030</b>

- Tip is optional



MODEL	ORDER CODE
<b>V-S1</b>	<b>Y900161</b>

- Stainless Tip • Pack of 3



MODEL	ORDER CODE
<b>V-S3</b>	<b>Y900162</b>

- Stainless Tip • Pack of 3



MODEL	ORDER CODE
<b>V-S33</b>	<b>Y900163</b>

- Stainless Tip • Pack of 3





Tip Kits

Application PERIO



MODEL	ORDER CODE
<b>Perio Kit A</b>	<b>Y900144</b>

Contents

- P1D, P2D, P3D, P10 : 1 pc. each
- Tip holder : 1 pc.

Application PERIO

Furcation and curved root face



MODEL	ORDER CODE
<b>Perio Kit B</b>	<b>Y900145</b>

Contents

- P20, P25R, P25L : 1 pc. each
- Tip holder : 1 pc.

Application MAINTENANCE

For Prostheses or Implant Maintenance



MODEL	ORDER CODE
<b>Perio-Control Tips Starter Kit</b>	<b>Y1002606</b>

Contents

- V10 holder : 1 pc.
- V-P11R, V-P11L, V-P12, V-P26R, V-P26L : 1 pc. each
- E Tip replacement wrench : 1 pc.

Application ENDODONTICS

For anterior root canal irrigation



Includes 5 types of U files (ø0.8 mm) plus 120° angle holder

MODEL	ORDER CODE
<b>Endo Kit E11</b>	<b>Y900146</b>

Contents

- E11 : 1 pc. 120° angle holder for anterior teeth
- E Tip replacement wrench : 1 pc.
- U files 33 mm #15, #20, #25, #30, #35 : Pack of 6 each size

Tip Kits

Application ENDODONTICS

For posterior root canal irrigation



Includes 5 types of U files (ø0.8 mm) plus 95° angle holder

MODEL	ORDER CODE
<b>Endo Kit E12</b>	<b>Y900147</b>

Contents

- E12 : 1 pc. 95° angle holder for posterior teeth
- E Tip replacement wrench : 1 pc.
- U files 33 mm #15, #20, #25, #30, #35 : Pack of 6 each size

Application ENDODONTICS

4 kinds of Retrograde Root filling tips



MODEL	ORDER CODE
<b>Retro Kit</b>	<b>Y900149</b>

Contents

- E30RD, E30LD, E31D, E32D : 1 pc. each
- Tip holder : 1 pc.



# Ti-Max S970



- Titanium Body with Scratch Resistant DURACOAT
- 3 level Power Ring
- Frequency of oscillation : 5,800-6,200 Hz
- Cellular Glass Optics



Includes 3 tips (S1, S2 & S3),  
Tip Wrench (CR-20) and  
Tip Cover (L)

### Connect to NSK Couplings

Optic	MODEL	ORDER CODE
●	<b>S970L</b>	<b>T1005</b>
—	<b>S970</b>	<b>T1020</b>

### Connect Direct to KaVo® Coupling

Optic	MODEL	ORDER CODE
●	<b>S970KL</b>	<b>T1013</b>

### Connect Direct to Sirona® Coupling

Optic	MODEL	ORDER CODE
●	<b>S970SL</b>	<b>T1015</b>

# AS2000

- Frequency of oscillation : 5,600-6,000 Hz
- Includes 3 tips (S1, S2 & S3), Tip Wrench (CR-20) and Tip Cover (L)



Optic	MODEL	ORDER CODE
—	<b>AS2000 M4</b>	<b>T698</b>

- For Midwest 4 hole • Weight : 67 g



Optic	MODEL	ORDER CODE
—	<b>AS2000 B2/3</b>	<b>T697</b>

- For Borden 2/3 hole • Weight : 64 g

# Air Scaler Tips

## Scaling

Cross Section Diagram



MODEL	ORDER CODE
-------	------------

<b>S1</b>	<b>Z252411</b>
-----------	----------------

- Universal Type



MODEL	ORDER CODE
-------	------------

<b>S2</b>	<b>Z252413</b>
-----------	----------------

- Sickle Type



MODEL	ORDER CODE
-------	------------

<b>S3</b>	<b>Z252412</b>
-----------	----------------

- Perio Type

## Perio

Cross Section Diagram



MODEL	ORDER CODE
-------	------------

<b>S10</b>	<b>Z252420</b>
------------	----------------

- Universal Type Slim Line



MODEL	ORDER CODE
-------	------------

<b>S20</b>	<b>Z252441</b>
------------	----------------

- Root Planning (Straight tip)



MODEL	ORDER CODE
-------	------------

<b>S21R</b>	<b>Z252442</b>
-------------	----------------

- Root Planning (Right curved tip)



MODEL	ORDER CODE
-------	------------

<b>S21L</b>	<b>Z252443</b>
-------------	----------------

- Root Planning (Left curved tip)

## Maintenance (V-Tip)



V-Tip Holder



Cross Section Diagram



MODEL	ORDER CODE
-------	------------

<b>S35</b>	<b>Z252015</b>
------------	----------------

- Includes E-Tip replacement wrench
- Plastic Tip is not included

MODEL	ORDER CODE
-------	------------

<b>V-P10</b>	<b>Y900184</b>
--------------	----------------

- Pack of 3
- S35 holder is not included

MODEL	ORDER CODE
-------	------------

<b>V-P12</b>	<b>Y1002167</b>
--------------	-----------------

- Pack of 3
- S35 holder is not included

MODEL	ORDER CODE
-------	------------

<b>V-P11R</b>	<b>Y1002165</b>
---------------	-----------------

- Right curved type
- Pack of 3
- S35 holder is not included

MODEL	ORDER CODE
-------	------------

<b>V-P11L</b>	<b>Y1002166</b>
---------------	-----------------

- Left curved type
- Pack of 3
- S35 holder is not included

## Air Scaler Kit



MODEL	ORDER CODE
-------	------------

<b>Perio-Control Tips Air Scaler Kit</b>	<b>Y1002754</b>
--	-----------------

- S35 holder : 1 pc.
- V-P10, V-P11R, V-P11L, V-P12 : 1 pc. each
- Includes E-Tip replacement wrench

**Restorative (For Minimal Intervention)**

Unlike rotary instruments these tips oscillate and are designed to only cut on one surface allowing minimally invasive site preparation and thereby greatly reducing the risk of damaging adjacent teeth and soft tissue. The spherical shape of these tips make them suitable for delicate adjustments as well as caries removal in the cervical and interproximal region.



MODEL	ORDER CODE
<b>S65D</b>	<b>Z252465</b>

• Diamond coated



MODEL	ORDER CODE
<b>S66D</b>	<b>Z252466</b>

• Diamond coated



MODEL	ORDER CODE
<b>S67D</b>	<b>Z252467</b>

• Diamond coated

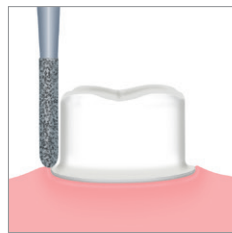


MODEL	ORDER CODE
<b>S68D</b>	<b>Z252468</b>

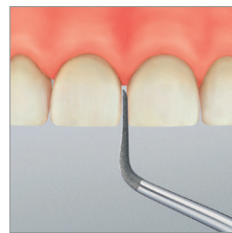
• Diamond coated



S65D



S81D



S72D

**Restorative (For Preparation of Crown Cores)**

The tips can be used for finishing margins after prepping the area with a conventional dental bur. That enables you to finish minute sharp edges and gingival sulcus without damage, something that cannot be accomplished with rotary instruments alone. Three types of tips are available for deep chamfer, light chamfer and shoulder work, respectively.



MODEL	ORDER CODE
<b>S81D</b>	<b>Z252469</b>

• Diamond coated



MODEL	ORDER CODE
<b>S82D</b>	<b>Z252462</b>

• Diamond coated



MODEL	ORDER CODE
<b>S83D</b>	<b>Z252461</b>

• Diamond coated



MODEL	ORDER CODE
<b>S86D</b>	<b>Z252460</b>

• Diamond coated

These tips are safe sided and flat for minimal mesial or distal preparations.



MODEL	ORDER CODE
<b>S71D</b>	<b>Z252471</b>

• Diamond coated



MODEL	ORDER CODE
<b>S72D</b>	<b>Z252472</b>

• Diamond coated

# V-TIP System

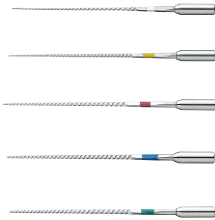


NSK V-Tip system is innovative, multi-functional and economical. The V-Tip holder is a separate component to the actual cutting tips and can be easily and inexpensively replaced. NSK V-Tip holder system offers the flexibility and expandability to meet the wide requirements for multi-purpose clinical applications.

## Endodontics V-Tip



### Endodontics P135



**S75**  
120° Angle type

### Maintenance P131

- For Prostheses or Implant Maintenance Perio-Control



**S35**  
Straight

MODEL	ORDER CODE
-------	------------

**S75**      **Z252035**

- Includes E-Tip replacement wrench

MODEL	ORDER CODE
-------	------------

**V-U15**      **Y900177**

- V-file Irrigation 23 mm #15
- ISO 15 • Pack of 6

MODEL	ORDER CODE
-------	------------

**V-U20**      **Y900178**

- V-file Irrigation 23 mm #20
- ISO 20 • Pack of 6

MODEL	ORDER CODE
-------	------------

**V-U25**      **Y900179**

- V-file Irrigation 23 mm #25
- ISO 25 • Pack of 6

MODEL	ORDER CODE
-------	------------

**V-U30**      **Y900180**

- V-file Irrigation 23 mm #30
- ISO 30 • Pack of 6

MODEL	ORDER CODE
-------	------------

**V-U35**      **Y900181**

- V-file Irrigation 23 mm #35
- ISO 35 • Pack of 6

# Prophy-Mate neo



## Prophy-Mate neo, The Best Polishing Tool for Beautiful White Teeth

Supragingival powder polishing is highly effective when used in combination with "FLASH pearl." NSK's unique twin nozzle achieves powerful powder discharge. The long and slim handpiece in conjunction with the small nozzle tip dramatically improves accessibility around all tooth surface. Cleaning can be performed quickly even in interproximal areas teeth and in usually difficult to reach areas. The ergonomically designed grip is comfortable to hold and allows for flexible operation.

### Improved Polishing Power

With NSK original twin nozzles, greater polishing power is realized. With powerful jet, cleaning time is greatly shortened thus reduces treatment time.



Before




After



### Easy Detachable Nozzles with 60° and 80°

Selectable 60° and 80° nozzles maximize the cleaning ability. 60° nozzle works especially well for molar area and occluding surface and 80° nozzle for anterior tooth.



### Smooth, Easy 360° Swivel

Twin joints rotate smoothly 360 degrees for easy operability, responding flexibly to minute fingertip movements with effortless adjustment of the nozzle angle.



### Simple One-touch Connection


The Prophy-Mate neo is designed for a one-touch attachment to NSK couplings and other major coupling brands. The handpiece also can be attached to the powder case with one-touch operation.





# Prophy-Mate neo

Air Powered Tooth Polishing System



60° and 80° nozzles



## Prophy-Mate neo Complete System

	MODEL	ORDER CODE
NSK Coupling	<b>PMNG-PTL-P</b>	<b>Y135029</b>
KaVo® Coupling	<b>PMNG-KV-P</b>	<b>Y135030</b>
Sirona® Coupling	<b>PMNG-SR-P</b>	<b>Y135031</b>
W&H® Roto Quick	<b>PMNG-WH-P</b>	<b>Y135032</b>
Bien-Air® Unifix®	<b>PMNG-BA-P</b>	<b>Y135033</b>
Midwest 4 hole (Direct-connect / Screw-on Type)	<b>PMNG-M4-P</b>	<b>Y135034</b>
Midwest 4 hole (Direct-connect / Screw-on Type)	<b>PMNG-B2-P</b>	<b>Y135035</b>

■ No light during use (when using optic coupling).

### Contents

- Handpiece with 60° nozzle head
- Powder case
- Replacement nozzle head 80° (optional)
- 5 pcs. x 15 g sachets of FLASH pearl cleaning powder
- Maintenance kit

# FLASH pearl

Cleaning Powder

### Features

- Fast cleaning in tight spaces
- Zero salinity, gentle ingredients with low impact on patients
- Clogging is also minimized



MODEL	ORDER CODE
<b>FLASH pearl</b>	<b>Y900693</b>

- Stylishly packaged in a handy, original box
- Contains 100 x 15 g sachets

MODEL	ORDER CODE
<b>FLASH pearl (Bottle)</b>	<b>Y900698</b>

- 4 bottles packed in a box
- Comes with a measuring cup for your convenience
- Each bottle contains 300 g

## Outstanding Cleaning Results with Gentle Powder

Not salty! The powder has less impact due to the delicate flavour and provides patients with gentle tooth surface cleaning. The secret behind intense cleaning and a smooth finish? Calcium-based spherical particles.

Fine powder with an average particle size of 54 µm move as if rolling across the surface of the tooth, limiting damage to the tooth surface and rapidly removing plaque and staining.


The FLASH pearl treatment is effective in a short space of time which encourages patients to schedule regular cleaning appointments.

## Sparkling Results Every Time

FLASH pearl, a cleaning powder for Prophy-Mate neo and Varios Combi Pro, is a spherical particulate powder designed to roll smoothly over tooth surfaces and penetrate all corners for rapid cleaning.

The spherical shape of the powder granules lessens the likelihood of damage to teeth and soft tissue while removing stains and plaque quickly and safely.


■ Adverse reactions to this product are rare.



The surface of the tooth after powder polishing under an electron microscope



# Perio-Mate



## Extensive Range of Applications Ranging from Supragingival to Subgingival Use


### Flexible Plastic Nozzle Tip Design Ensures Accessibility and is Gentle to The Pocket

The slim nozzle tip possesses just the right degree of flexibility to pass smoothly over tooth surfaces, and can be easily inserted into tight pockets and the root surfaces of adjacent teeth without causing the patient discomfort.



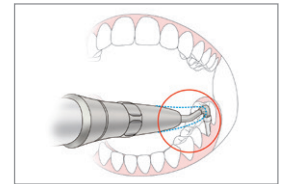
### Optimize Using Powder Flow Analysis

Turbine development technology uses accumulated fluid analysis which allows 'spraying' that takes into account the powder flow in the pocket. It is not mono-directional, rather the flow is even and all-directional, minimising soft-tissue damage and subgingival plaque and biofilm can be removed efficiently. With respect to potential damage, powder (air) and water are separately discharged onto periodontal tissue.



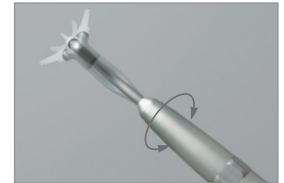
### Slim Nozzle Facilitates Operation in The Narrow Confines of The Oral Cavity

The long, narrow nozzle shape is designed to allow easy access to areas that require inserting the handpiece at an angle, such as between molars.



### Smooth 360-degree Rotation for Safe and Accurate Operation

The handpiece can easily be rotated using the fingertips even while performing complex operations. The nozzle tip allows easy access to difficult to reach areas, and does not adversely affect neighbouring teeth and contours.



### Powder Flow Volume Adjustment

The Perio-Mate's convenient Powder Control Ring makes fine-tuning powder flow simple and intuitive with quick fingertip adjustments. In addition to easily controlling and stopping the flow of powder in this way, you can cleanse the treatment area from biofilm uninterruptedly.



### Product Maintenance

The user can easily disassemble the nozzle, handpiece and powder case. Powder clogging is unlikely when handled and maintained correctly but is easy to manage by following the maintenance guidelines and the relevant accessories included with the product. All the parts of the handpiece (other than the nozzle tip) can be repeatedly cleaned ultrasonically or sterilized in an autoclave.



# Perio-Mate

Biofilm Eraser



## Perio-Mate Complete System

	MODEL	ORDER CODE
NSK Coupling	<b>PER-PTL-P</b>	<b>Y1002654</b>
KaVo® Coupling	<b>PER-KV-P</b>	<b>Y1002655</b>
Sirona® Coupling	<b>PER-SR-P</b>	<b>Y1002656</b>
W&H® Roto Quick	<b>PER-WH-P</b>	<b>Y1002657</b>
Midwest 4 hole (Direct-connect / Screw-on Type)	<b>PER-M4-P</b>	<b>Y1002659</b>
Borden 2 hole (Direct-connect / Screw-on Type)	<b>PER-B2-P</b>	<b>Y1002660</b>

■ No light during use (when using optic coupling).


### Contents

- Handpiece
- Powder case
- Nozzle tip (40 pcs)
- Maintenance kit
- Perio-Mate Powder 160 g x 1

# Perio Mate Powder

## Powder Particle Comparisons

The fine Perio-Mate Powder is ideal for periodontal pocket treatment.



### Conventional Sodium Bicarbonate Powder

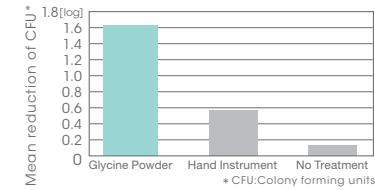
Average particle diameter: 73 µm  
Scanning electron microscope image magnification of 150 X



### Perio-Mate Powder (glycine)

Average particle diameter: 25 µm  
Scanning electron microscope image magnification of 150 X

## Reduction of Bacteria



The air-polish process with Perio-Mate Powder (glycine-based) results in significantly better bacterial reduction than manual plaque removal.

Petersilka GJ, Tunkel J, Barakos K, Heinecke A, Häberlein I, Flemmig TF. Subgingival plaque removal at interdental sites using a low-abrasive air polishing powder. J Periodontol. 2003 Mar;74(3):307-11.

## Features

- Subgingival airpolishing powder
- Principal ingredient is glycine, an amino acid present in proteins
- Highly water soluble to prevent subgingival retention
- Lower Mohs hardness than dentin
  - \* Glycine ranks 2 on the Mohs hardness scale, while dentin is 2 to 2.5
- Average powder particle diameter is 25 µm

MODEL	ORDER CODE
<b>Perio Mate Powder</b>	<b>Y900938</b>

- Contents : Two bottles (160 g each)



## Perio Mate Nozzle Tip



MODEL	ORDER CODE
<b>Perio Mate Nozzle Tip</b>	<b>Y1002741</b>

- 40 pcs per pack

